



**How To Contact Support:**  
<https://asirvia.com/user/support.html>

**Welcome to Asirvia!** We're excited to provide a service that could greatly impact your company's brand awareness allowing more people to realize that you're **OPEN FOR BUSINESS!**

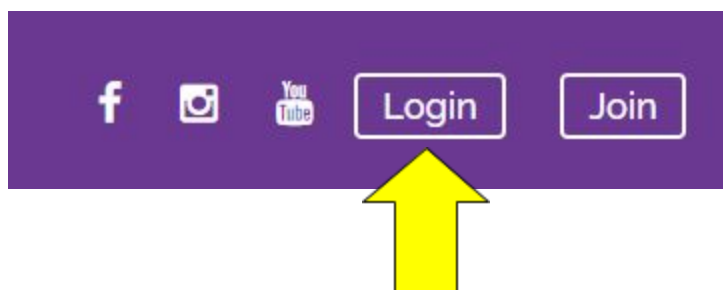
This document will serve as your **WELCOME PACKET** as we are an online marketing company, we'll save a tree and keep most documents, videos, and further information to email!

**CLICK BELOW TO GET STARTED**

**CUSTOMERS:** [Getting Started!](#) **AFFILIATES:** [Getting Started!](#)

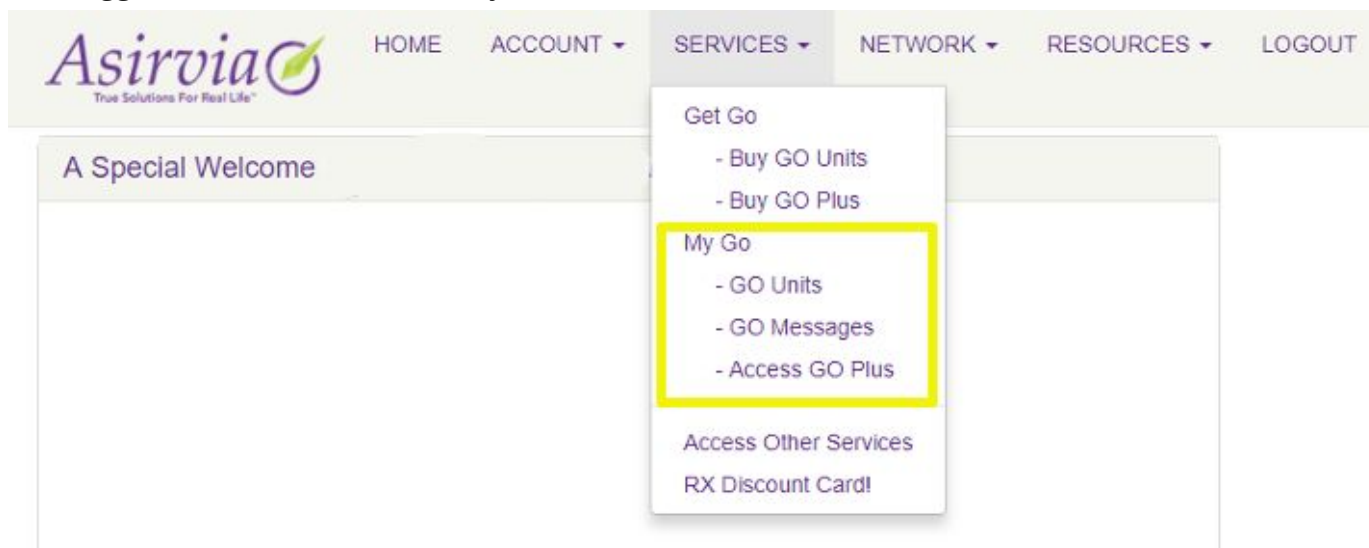
You will find most information about your product and services within the **RESOURCES CENTER** of Asirvia.com's website. So to start I would ask **Have You Logged In?**

Visit <http://asirvia.com> and click the link at the top right hand corner or use the image in this email.



Managing Your Devices - [Video Training \(click\)](#)

Once logged in - Click on Services, My Go -



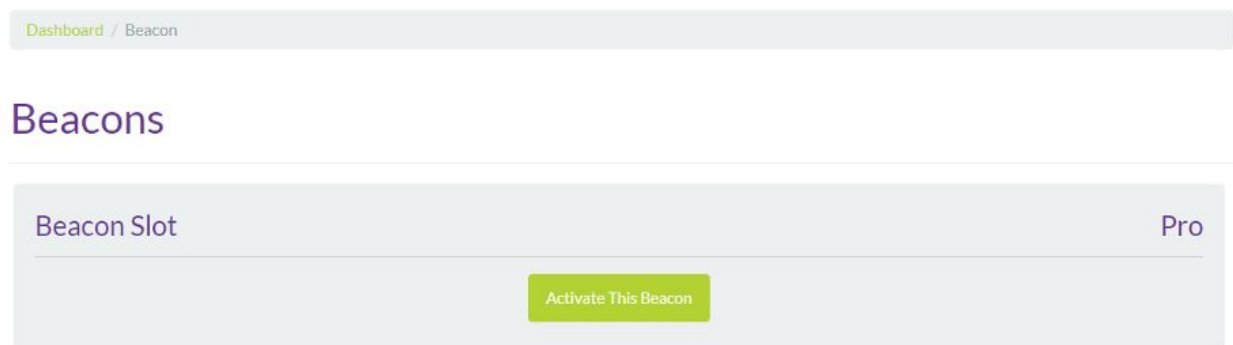
## The Asirvia Go Dashboard:

Your Dashboard will display all of your registered GO's engagement. This is an incredible way to absolutely see how many devices have come into an interaction state with your GOs.



## Adding Asirvia Go Beacons

Click Beacons from your Dashboard and you will be presented with the ability to add Asirvia GO Beacons based on the number of devices you have placed.



## Activate This Beacon:

Once you click Activate Beacon you will be presented with 2 fields -

1. **Activation Code:** This is the code that is on the STICKER attached to your device
2. **Name:** This is the name of the Beacon - We recommend you name the beacon something you can reference if you have multiple beacons. *\*\*Currently once a Beacon has been activated, the name is permanent.\*\**

## Activate Beacon ✕

---

**Activation Code**

**Name**

**Submit**

## Messages

### Adding a NEW MESSAGE

*Please note that with our new system, your message can be more than 40 characters and also utilize [http\(non-secure\)](#) and [https\(secure\)](#) sites.*

[Dashboard](#) / [Messages](#) / [New Message](#)

## New Message

---

\* Required Fields

**Message\***

**URL\***

i.e. <http://www.example.com> or <https://www.example.com>

**Submit**

Once your message is **Submitted**, your activated GO will have the ability to select from your messages in the drop down menu.

*There is no limit to the number of messages or destinations you can create!*

# Asirvia Go Plus (upgrade option)

(If you haven't already added the Go Plus service, do so in the Services - **Buy Go Plus**)



The Asirvia Go Plus option will give you an incredible way to socially engage your target audience by allowing them to create DEALS that each user can interact with and SHARE! *Imagine the viral possibilities when you share socially and then they get shared over and over!*

## Creating a new Go Plus Deal

1. Choose an Image - must be a .jpg image.
2. Deal: This will be the information about your deal.
3. More Details: Specify your terms or insert any coupon code a person must enter.
4. Business name: This will be the Headline of your Deal.
5. Expires: When you want this deal to expire.
6. Phone: Phone number that will be displayed on the deal.
7. Website: The website that the deal is pointed to.

[Dashboard](#) / [Deals](#) / [New Deal](#)

## New Deal

\* Required Fields

Image\*

No file chosen

Deal\*

More Details

Business Name\*

Show Address Fields

Expires\*

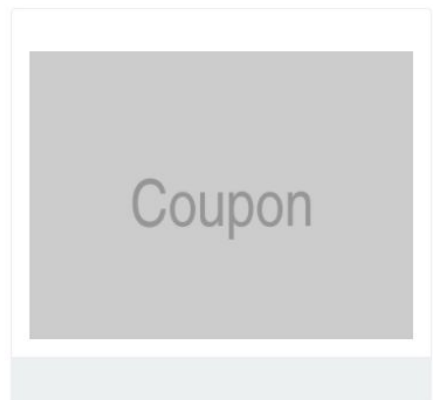


Phone\*

Website

i.e. <http://www.example.com> or <https://www.example.com>

### Preview



# Affiliates and Independent Representatives

Why be an affiliate or an Independent Representative? Because this company offers a congruent offer to whatever you have to offer.


**How do you become an Affiliate?** Upgrade to the Virtual Training Center.

**How do you become an Independent Representative?** Enroll 3 customers and 1 Affiliate and accept the invitation you receive in your email.

The 2 biggest questions we have from Affiliates is where can I find the compensation plan and how do I get started!

**Let's Dive In - [Video Explanation of Comp Plan \(click\)](#)**

## [Affiliate Compensation Plan](#)



# Asirvia

## AFFILIATE COMPENSATION PLAN

#1 DIRECT SALES COMMISSION		#2 DIRECT SALES RESIDUAL		<b>2 WAYS TO GET PAID</b>
MONTH 1 - INITIAL SALE		STARTING MONTH 2		
ASIRVIA SERVICES		MONTHLY DIRECT SALES RESIDUAL COMMISSION		✓ #2 DIRECT SALES RESIDUAL (MONTHLY)
DIRECT SALES COMMISSION	25%	LEVEL 1	10%	
		LEVEL 2	5%	

### HOW TO UNLOCK THE ENTIRE COMPENSATION PLAN (GET PAID 4 WAYS)

Join as an **AFFILIATE** and then meet these following qualifications:

- ✓ **ACQUIRE** at least 3 Retail Customers
- ✓ **ENROLL** at least 1 Affiliate
- ✓ Then **ACCEPT** the email invitation from Asirvia to upgrade your status from an Affiliate to an Independent Representative

COMMISSIONS ARE NOT APPLICABLE ON GO UNITS/SERVICES USED TO PROMOTE ASIRVIA.  
THE ASIRVIA BUSINESS CENTER IS MANDATORY FOR ALL AFFILIATES AND INDEPENDENT REPRESENTATIVES (MONTHLY FEE APPLICABLE).  
RESULTS ARE NOT GUARANTEED - YOUR INCOME IS BASED ON YOUR OWN PERSONAL EFFORTS.

# Independent Representative Compensation Plan



## INDEPENDENT REPRESENTATIVE COMPENSATION PLAN

#1 DIRECT SALES COMMISSION	
MONTH 1 - INITIAL SALE	
ASIRVIA SERVICES	
*DSC	25%
5 GEN DSC MATCH	10%
	10%
	10%
	10%

\*Direct Sales Commission

#2 DIRECT SALES RESIDUAL	
STARTING MONTH 2	
MONTHLY DIRECT SALES COMMISSION	
GEN 1	10%
GEN 2	5%
GEN 3	2%
GEN 4	2%
GEN 5	1%

DAILY	#3 BASE PAY	SALES VOLUME (QGSV)
\$1	ASSOCIATE	\$1,000
\$4	SENIOR ASSOCIATE	\$4,000
\$10	LEADER	\$10,000
\$20	SENIOR LEADER	\$20,000
\$30	MANAGER	\$30,000
\$50	SENIOR MANAGER	\$50,000
\$75	REGIONAL MANAGER	\$75,000
\$100	DIRECTOR	\$100,000
\$150	SENIOR DIRECTOR	\$150,000
\$200	REGIONAL DIRECTOR	\$200,000
\$300	EXECUTIVE	\$300,000
\$500	SENIOR EXECUTIVE	\$600,000
\$750	REGIONAL EXECUTIVE	\$1,000,000
\$1,000	VICE PRESIDENT	\$1,500,000
\$1,500	SENIOR VICE PRESIDENT	\$2,500,000
\$2,000	REGIONAL VICE PRESIDENT	\$5,000,000
\$2,500	AMBASSADOR	\$7,500,000
\$3,000	GLOBAL AMBASSADOR	\$10,000,000

#4 GENERATIONAL CHECK MATCH	
ASSOCIATE	1 GEN - 25%
LEADER	2 GEN - 10%
MANAGER	3 GEN - 5%
DIRECTOR	4 GEN - 5%
EXECUTIVE	5 GEN - 5%

### 4 WAYS TO GET PAID

- ✓ #1 DIRECT SALES COMMISSION (INSTANT)
- ✓ #2 DIRECT SALES RESIDUAL (MONTHLY)
- ✓ #3 BASE PAY (DAILY)
- ✓ #4 GENERATIONAL CHECK MATCH (DAILY)

### GO-GETTER! BONUS



- Achieve ASSOCIATE rank within first 30 days: **\$500 Bonus**
- Achieve SENIOR ASSOCIATE rank within first 60 days: **\$1,000 Bonus**
- Achieve LEADER rank within first 90 days: **\$1,500 Bonus**

\*Must hold rank for 30 days before you receive bonus

NO MORE THAN 34% OF GROUP VOLUME CAN BE COUNTED TOWARD QUALIFIED GROUP SALES VOLUME FROM ANY ONE TEAM. RESULTS NOT GUARANTEED. THEY ARE BASED ON YOUR OWN PERSONAL EFFORTS AND THOSE OF YOUR TEAM. GENERATIONAL MATCH OF DAILY PAY IS BASED ON RANK ADVANCEMENT ACHIEVED AND IS CUMULATIVE. NO COMMISSION PAID ON GO UNITS USED TO PROMOTE ASIRVIA.

rev version 05/19/17

How Do I Get Started - [Click to download the Getting Started Guide](#)

Your success lies entirely on following the system and the level of effort you put forth. There is a getting started guide available for a person who wants to hit the ground running today! Please download, print, and fill out your Getting Started Guide TODAY!

## BONUS PROGRAMS:

**Go Getter Bonus** - Don't Miss Out On Your Chance To Pocket An Additional \$3000 in your first 90 Days!

- Achieve the rank of **ASSOCIATE** within 30 days and receive a **\$500 bonus**
- Achieve the rank of **SENIOR ASSOCIATE** within 60 days and receive a **\$1,000 bonus**
- Achieve the rank of **LEADER** within 90 days and receive a **\$1,500 bonus**



**GO-GETTER!  
BONUS**

**FastStart**

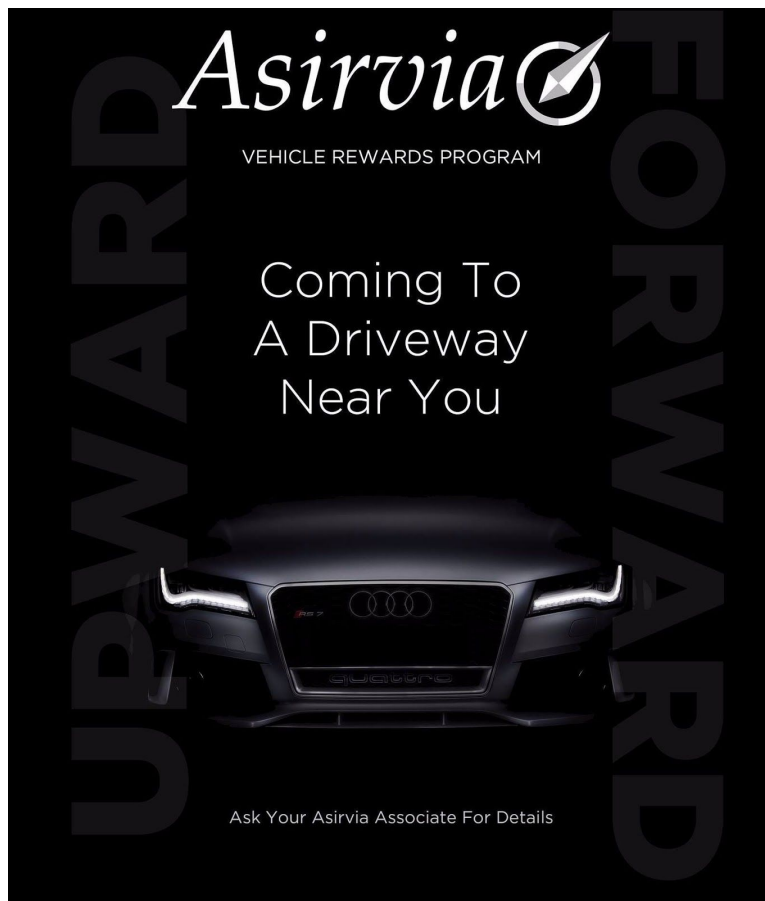
**Your 30, 60 & 90 Day Game Plan  
For A FAST START In Your New Business**


- ✓ I will achieve **ASSOCIATE** within my first 30 days.  
Congratulations, you became a Rising Star Associate earning a special Recognition Pin and a **\*\$500** bonus for accomplishing this goal within your first 30 days.
- ✓ I will achieve **SENIOR ASSOCIATE** within my first 60 days.  
Congratulations, you have earned a **\*\$1,000** bonus for accomplishing this goal within your first 60 days.
- ✓ I will achieve **LEADER** within my first 90 days.  
Congratulations, you have earned a **\*\$1,500** bonus for accomplishing this goal within your first 90 days.

\*30, 60 and 90 Day GO-Getter Bonuses can not be combined with any other cash bonus incentives for these rank advancements.

*Asirvia* 

## Asirvia Audi Achievers Award



*Asirvia* 

VEHICLE REWARDS PROGRAM

Coming To  
A Driveway  
Near You

Ask Your Asirvia Associate For Details

**Senior Leader - \$500**  
**Regional Manager - \$1000**  
**Regional Director - \$1500**

or take the cash option of half the bonus  
if you do not want the vehicle!